





## Dear Student,

You are about to start a great adventure! This year, you are going to learn how to read Hebrew. By learning to read Hebrew you are taking your first big step toward fully being a part of the Jewish community.


Hebrew is the Jewish people's oldest language. It is the language of the Bible and Jewish prayer. It is also our newest language. Today in Israel, Hebrew is the language people speak. Hebrew has always held our people together, and when you learn Hebrew you link yourself to all Jews who have gone before you. As you begin to read Hebrew, you will learn some new Hebrew words and some words that are almost the same in Hebrew as they are in English.

Reading Hebrew can be a lot of fun. But Hebrew reading is a lot different from English reading. Here are some hints to help make Hebrew reading easier:

- English is read from left to right. We read Hebrew from right to left.
- Hebrew does not have capital letters, but there are five final letters in Hebrew. These are letter forms that are used only at the end of a word.
- In Hebrew, the name of the letter often tells you its sound. Learning the letter's name can help you remember the sound it makes.
- By reading every letter and every vowel, it is easy to sound out new Hebrew words.
- In Hebrew, the vowels are often tiny dots and dashes written under, over, or after the letters. People who know Hebrew can read without these markings.
- In Hebrew reading, tiny markings can be very important. You need to look closely at every letter and every vowel.
- When you chant Torah or pray in Hebrew, you will be reading out loud. So, it's a good idea to practice reading Hebrew out loud.

And now . . . it's

**Time to Read Hebrew!**



# Lesson 1

## KEY WORD:

שַׁבָּת



### New Letters:

Shin ש

Bet ב

Tav ת

### New Vowels:



Both of these vowels make an “ah” sound.  
(The doctor says, “Open your mouth and say ‘ah.’”)

A Roman Emperor asked Rabbi Joshua,  
“Why does your שַׁבָּת dish always smell so good?”

Rabbi Joshua answered, “We have a special spice  
called שַׁבָּת to give our meal a wonderful flavor.”

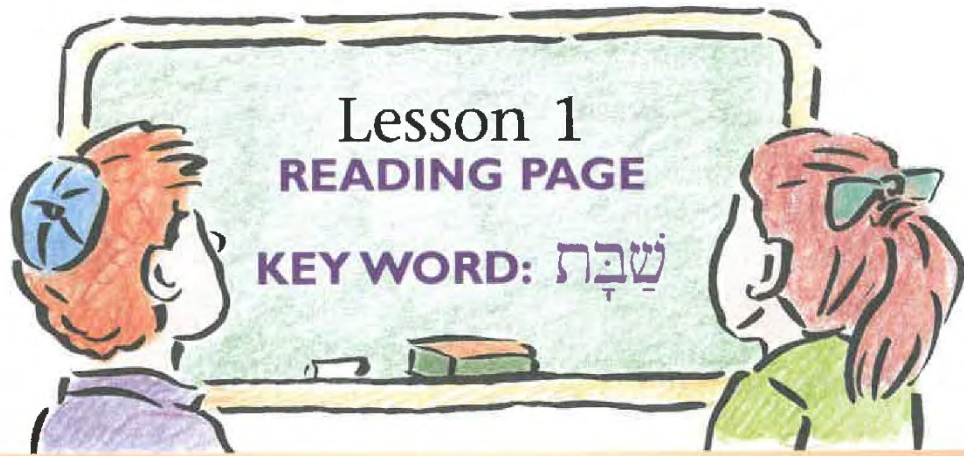
The Emperor said, “Give me some of it.”

“I’m sorry, it works for one who keeps שַׁבָּת but  
not for anyone else,” answered Rabbi Joshua.

(Talmud — *Shabbat* 119a)







ש	ב	ת	ת	.1
שָׁב	שָׁבֵת	בַּת	בִּנְיָם	.2
בָּב	שָׁשׁ	שָׁת	בַּת	.3
בַּב	שָׁשׁ	שָׁת	בַּת	.4
שָׁת	בָּשׁ	בַּת	שָׁב	.5
שָׁשׁ	בָּשׁ	שָׁבֵת	בָּשָׁב	.6
בָּשׁ	שָׁבֵת	בַּבֵּת	שָׁשָׁב	.7

**Cool Hebrew Words**  
daughter = בַּת



# Lesson 1

KEY WORD: שַׁבָּת


Practice writing the letter Shin.



Now write the letter with this vowel.



Practice writing the letter Bet.



Now write the letter with the second vowel.



Practice writing the letter Tav.



Now write the letter with one of the vowels you have learned.



Circle the Key Word on the challah cover.





# Lesson 1

KEY WORD: שַׁבָּת

Circle the letters that make the same sound as the letter on the right.

ש ת ת ב ת ב ש ש


ת ב ש ש ב ש ת ב

ת ש ב ת ש ת ב ת

The Key Word is written twice in the box below. Find it both times and circle it.

ש ת ת ש ב ת ב ש ב ב ש ב ת ב ת ש

Write the Key Word on the challah covers.





# Lesson 1

KEY WORD: שַׁבָּת

With what sound does the picture start? Circle the correct letters.



**Group Activity**  
Read the pairs in each שַׁבָּת candle out loud to your teacher.






## Lesson 2

### KEY WORD:

גָּד



### New Letters:

Dalet ד

Gimel ג

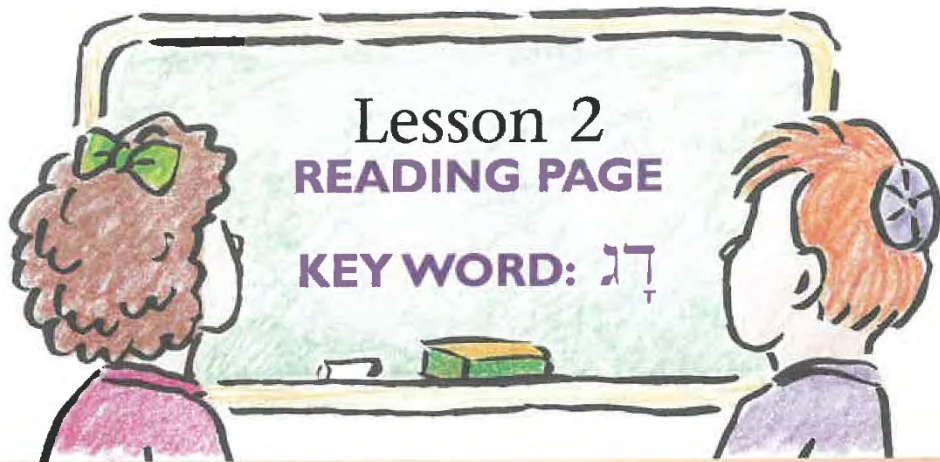
This story about eating גָּד on שַׁבָּת comes from the Talmud. A man named Joseph had a greedy neighbor. The neighbor was told that Joseph would somehow get all his money. So, the neighbor sold everything and bought one precious jewel. He put the jewel into his turban to keep it safe. One day, the wind blew the turban into the river. A גָּד swallowed the jewel.

Weeks later, the גָּד was caught and brought to market. When Joseph saw the גָּד, he bought it right away for Shabbat. When he cut into the fish, he found the jewel inside. Joseph sold the jewel for 13 rooms filled with gold coins. And so it is said, if you honor Shabbat, שַׁבָּת will repay you with honor.

(Talmud — *Shabbat* 119a)





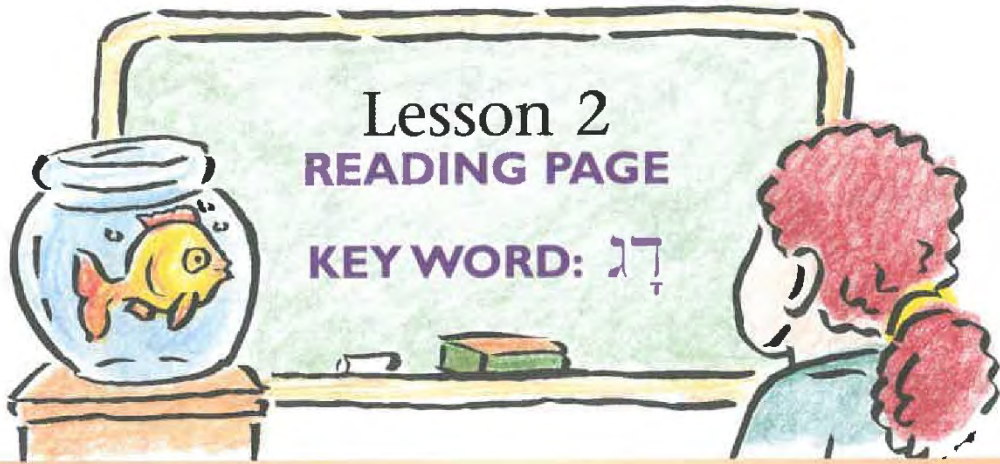


דָּ	תָּ	בָּ	גָּ	שָׁ	.1
גָּג	גָּד	גָּב	גָּת	גָּשׁ	.2
גֵּג	גֵּד	גֵּב	גֵּת	גֵּשׁ	.3
תָּד	דָּד	דָּג	דָּת	דָּשׁ	.4
תֵּד	דֵּד	דֵּג	דֵּת	דֵּשׁ	.5
שָׁת	שָׁשׁ	בָּג	תָּג	שָׁג	.6
שֵׁת	שֵׁשׁ	בֵּג	תֵּג	שֵׁג	.7

### Cool Hebrew Words

religion = דָּת





1. בַּגְתָּ בִּדְתָּ בִּגְדָּךְ בִּדְרָשׁ בִּדְשָׁךְ

2. גַּתְּ גִּתְּ גִּדְּךָ גִּדְּשָׁךְ גִּדְּשָׁךְ

3. דְּגַתְּ דְּגַתְּ דְּגַדְּךָ דְּגַדְּשָׁךְ דְּגַדְּשָׁךְ

4. שְׂגַתְּ שְׂגַתְּ שְׂגַדְּךָ שְׂגַדְּשָׁךְ שְׂגַדְּשָׁךְ

5. תַּגְּךָ תַּגְּךָ גִּשְׁךָ גִּשְׁךָ בִּגְךָ בִּגְךָ


6. בְּתַגְּךָ בְּתַגְּךָ שְׂבַדְּךָ שְׂבַדְּךָ בְּבַגְּךָ בְּבַגְּךָ

7. שְׂתַגְּךָ שְׂתַגְּךָ דְּבַדְּךָ דְּבַדְּךָ שְׂבַגְּךָ שְׂבַגְּךָ

# Lesson 2

KEY WORD: דג

Practice writing the letter Dalet.



Practice writing the letter Gimel.



Practice writing the Key Word.



On each line circle every Hebrew letter that matches the English sound on the right.

ד ב ג ש ת T

ש ד ב ת ג SH

ת ד ג ד ב D

ב ש ת ד ג G

ד ב ש ג ת B





# Lesson 2

KEY WORD: דג

Color in every:


**D** sound in **red**

**G** sound in **green**

**B** sound in **blue**

**T** sound in **yellow**

**SH** sound in **purple**



Go fishing! Draw a fish around every דג in the tank.












How many fish did you catch? \_\_\_\_\_

# Lesson 2

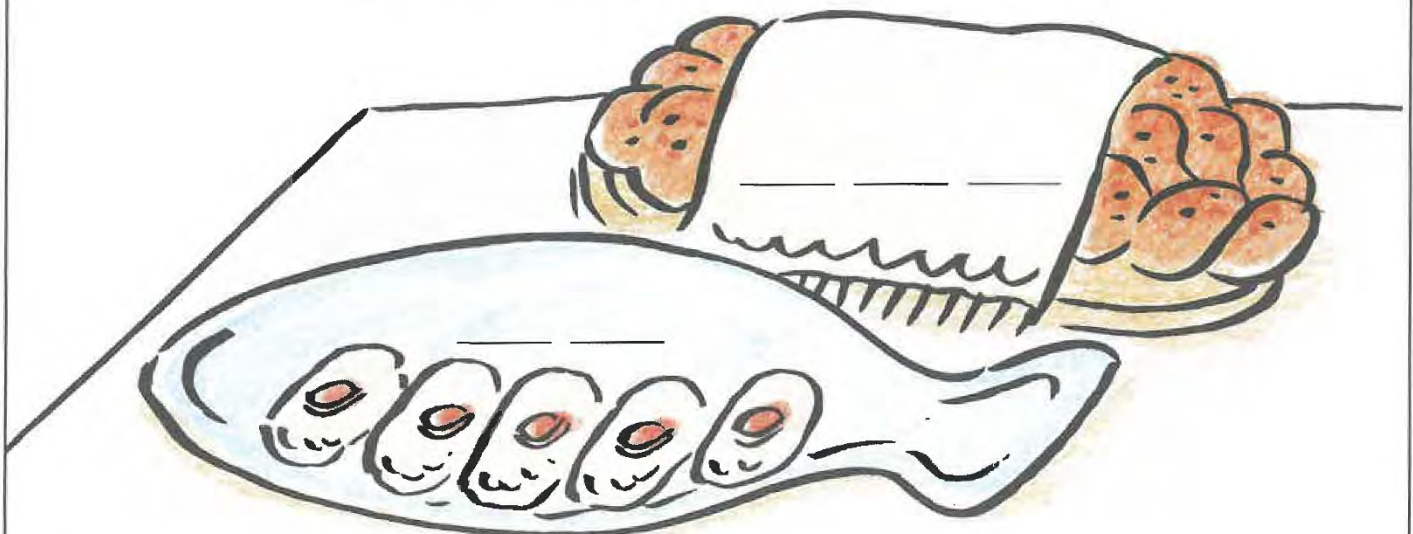
**KEY WORD:** תָּג

The objects below are called the same thing in Hebrew and English.  
Write the first sound of each word in Hebrew.

 <p>_____</p>	 <p>_____</p>	 <p>_____</p>
 <p>_____</p>	 <p>_____</p>	 <p>_____</p>
 <p>_____</p>	 <p>_____</p>	 <p>_____</p>

Finish setting the שֻׁבֵּת table.

Write the Key Words you know in their correct places.





## Lesson 3

### KEY WORDS:

אִמָּא      אָבִיא



### New Letters:

(**silent** letter) Alef אָ

Mem מֶ

### New Vowel:



It has the sound of “ee” as in see.

To honor אָבִיא and אִמָּא is one of the Ten Commandments. We are taught that by obeying this commandment we are worthy of a long life. This is the Torah’s way of telling us that to honor our parents keeps the Jewish people alive. When we follow this commandment, it is as if we, too, are standing at Mount Sinai.

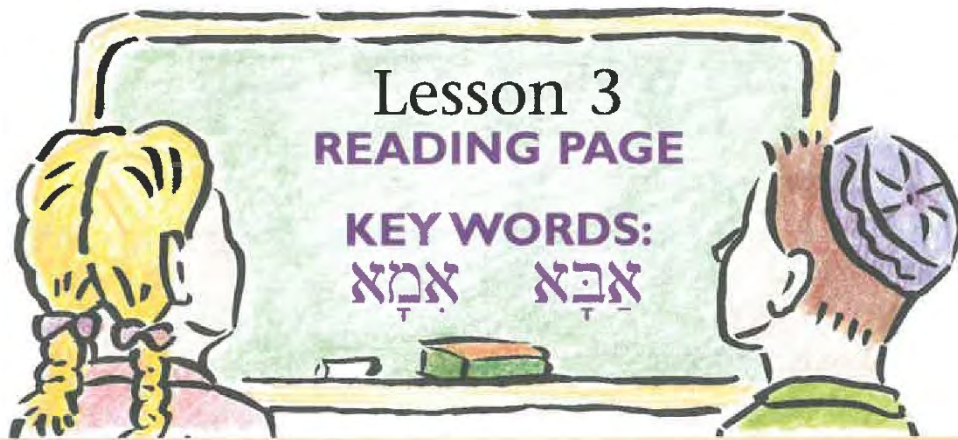




ג	ח	ח	א	א	.1
אָא	דָא	מָא	גָא	נָא	.2
אָש	אָנ	אָנ	אָת	אָת	.3
דָא	נָא	שָא	תָא	גָא	.4
תָש	מָת	אָת	מָש	נָת	.5
תָש	מָת	אָת	מָש	נָת	.6
מָתָש	נָמָת	בָאָת	אָמָש	אָבָת	.7

**Cool Hebrew Words**  
 helping candle = שִׁמְשׁ






1.	גִּישׁ	מִד	גִּד	בֵּת	מֵת
2.	גִּישׁ	מִד	גִּד	בֵּת	מֵת
3.	אָגִישׁ	אָמֵד	אָגֵד	אָבֵת	אָמֵת
4.	תִּגִּישׁ	תִּמֵד	תִּגֵד	תִּבֵת	תִּמֵת
5.	מִג	דֵשׁ	אֵד	מֵשׁ	אֵשׁ
6.	מִג	דֵשׁ	אֵד	מֵשׁ	אֵשׁ
7.	בִּמְג	אֵדֵשׁ	מֵאֵד	גִּמֵשׁ	גִּאֵשׁ

# Lesson 3

KEY WORDS: אָמָא אָבָא


Practice writing the letter Aleph.



Practice writing the letter Mem.



Practice writing the letter Aleph with all of the vowels you have learned.



Match each picture to the correct sound.

שָׁ      מֵ      אָ      דָּ



# Lesson 3

**KEY WORDS:** אִמָּא אָבא

## Vowel Hints

Sometimes the doctor tells you to open your mouth and say "Ah." Then the doctor puts a stick in your mouth.

This stick is called a "tongue depressor," and it looks like this:



When you see a Hebrew vowel that is shaped like a stick, (or a stick with a handle), remember to say, "Ah."

The "ee" vowel is one dot under a letter. It looks like a little bead.



Draw a tongue depressor around all the words that have the "ah" sound in them.

Draw a bead around all the words that have the "ee" sound in them.

אִדֶּשׁ      בְּגָד      מִשָּׁה      תָּא      גִּג      גִּד

Aleph א is the first letter of the Hebrew alphabet.

Tav ת is the last letter of the Hebrew alphabet.


Color in the spaces that contain the first or last letter of the Hebrew alphabet.

גִּג		דְּגִשׁ		דֶּשׁ		גִּד	
שִׁבַּת		תָּת	שִׁג	אָג	בְּג	דָּא	
דָּג	תָּ	שִׁ	אָבא		אָ	בָּא	גִּ
			בֵּת	גִּבֶּשׁ			
אֵת		בֵּ	דָּת	בֵּד	אֵד	שִׁב	גָּא


# Lesson 3

**KEY WORDS:** אָמָּא אָבָּא


Complete the pictures and the words. Color the pictures if you wish.




אָ אָ



אָב



שֵׁשֶׁת



גָּ

Write two Key Words under each picture.



\_\_\_\_\_ אָ



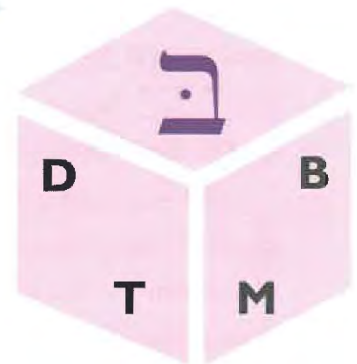
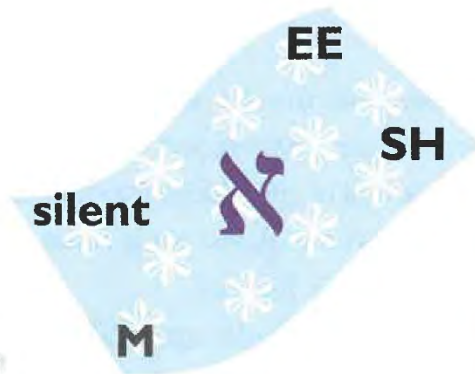
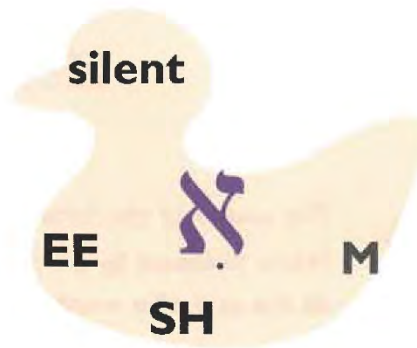
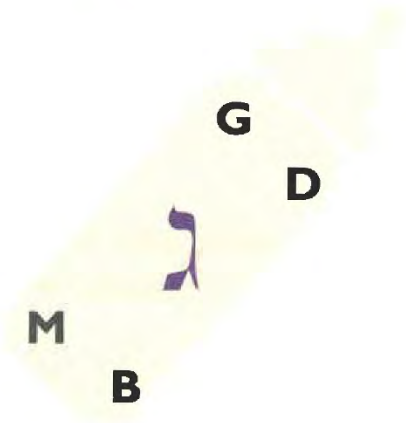
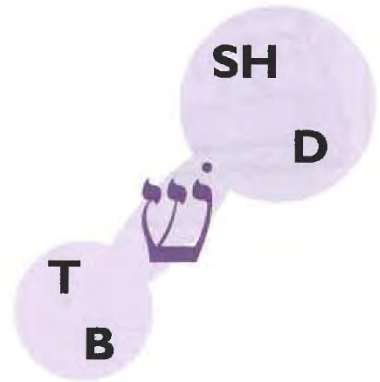
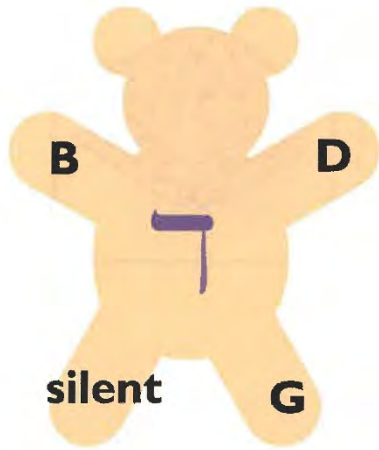
\_\_\_\_\_ אָ



# Lesson 3

**KEY WORDS:** אָמָא אָבָא


Help אָבָא and אָמָא set up the nursery for their new baby.  
Match each Hebrew letter with its sound.



## Lesson 4

### KEY WORDS:

הַגְּדָה      מַצָּה



### New Letters:

Tsadi      צ

צ makes the sound of “ts” as in Betsy.

Hey      ה

### READING CLUE

*The sound of the letter ה is just like the English letter H.*

*When followed by a vowel, the ה is pronounced like the “H” in happy.*

*At the end of a word, the ה is silent.*

The word הַגְּדָה comes from the Hebrew word for telling a story. The הַגְּדָה we read at the Passover Seder tells the story of how we left Egypt. מַצָּה is one of the special foods in this story. The הַגְּדָה tells us that the Hebrew slaves made cakes of מַצָּה (unleavened bread) to eat on their journey.

Did you know that up until 150 years ago מַצָּה was always round? That is because מַצָּה was always made by hand. In 1857, a machine for making מַצָּה was invented. But the machine could only make the מַצָּה in a square shape. That's why most מַצָּה we eat today is square.







1. ה ג ד ה מ
2. מה בָּה גָּה שָׁה דָּה
3. הָמָה הִבָּה הִגָּה הַשָּׁה הִדָּה
4. אִמָּה אִבָּה אִגָּה אִשָּׁה אִדָּה
5. אִתָּה מִדָּה בִּתָּה שִׁדָּה גִּשָּׁה
6. גָּאָה אָהָה גִּדָּה דָּהָה בָּאָה
7. הַשְּׁבֵת הַדָּג הָאִמָּה הַבֵּת הַשְּׁמֶשׁ

**Cool Hebrew Words**

woman, wife = אִשָּׁה



צָדָה	צָמָה	צָתָה	אָצָה	צָמָא	.1
אָצָה	מְצָה	בְּצָה	דָּצָה	גָּצָה	.2
מָד	מָד	צָד	מָג	צָת	.3
צָמָד	צָמָד	בְּצָד	צָמָג	מְצָת	.4
מָגָד	דָּצָת	מָגֶשׁ	בְּצָת	מְצָת	.5
הַגָּשָׁה	הַתְּשָׁה	הַצָּתָה	הַגָּדָה	הַצָּגָה	.6
הַגָּשָׁת	הַתְּשָׁת	הַצָּתָת	הַגָּדָת	הַצָּגָת	.7



# Lesson 4

KEY WORD: מצה

Practice writing the letter Hey.




Practice writing the letter Tsadi.



Practice writing the Key Word מצה



Circle the sound of צ in each of the following words:



# Lesson 4

**KEY WORD:** תְּגִידָה

At the Passover Seder, we spill a drop of wine to remember each of the ten plagues. Draw a line from each plague to a drop that matches. See the example.

The תְּגִידָה tells the story of Passover.

Write the word תְּגִידָה under each picture that has to do with Passover.

 _____	 _____	 _____
--	--	--



# Lesson 4

**KEY WORDS:** הַגְּדָה מַצָּה

## New Vocabulary

the = הַ

In Hebrew הַ means "the."  
You attach it to the front of a word.

the Shabbat = הַשַּׁבָּת

the \_\_\_\_\_ = הַדָּג

\_\_\_\_\_ matzah = הַמַּצָּה

In the Hebrew words above,  
circle the Hebrew letter that means "the."

**Note:** Not every הַ at the start of a word means "the."

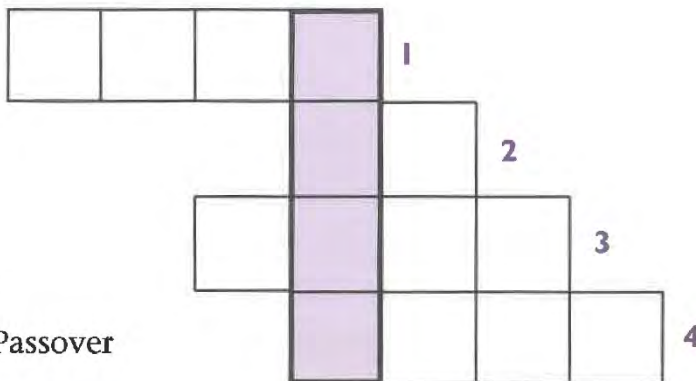
What word do you know that starts this way?

\_\_\_\_\_


Complete this puzzle in Hebrew. Do not use vowels.

### Clues (across only)

1. The Sabbath
2. Fish
3. A book you read  
at the Passover seder
4. The bread you eat on Passover



Draw a picture of the  
word you found in the  
shaded box reading down.



# Lesson 5

## KEY WORDS:

יד      אני



## New Letters:

Nun ן

Yud ך

### READING CLUE

*The letter ך acts just like the English letter Y. Sometimes it's a vowel and sometimes it's a consonant. When the ך is followed by a vowel, it makes the sound of "Y" as in "yes." Any other time, it is a vowel.*

## New Vowels:

י      =      י      =      י


י      =      י

The word **אני** (I) appears many times in the Torah. God tells the Jewish people, "I am Adonai your God."

We use a special pointer called a **יד** when reading the Torah. This **יד** helps readers keep their place. Because it takes the place of a hand, it is often shaped like a **יד** with a pointing finger.








יָג	יֵשׁ	יָהּ	יָת	יָד	.1
יָדִיג	תֵּיִשׁ	מִיָּה	בֵּית	מִיָּד	.2
אִי	מִי	הִי	בִּי	דִּי	.3
אִית	מִית	הִית	בֵּית	דִּית	.4
תָּנָה	מָנָה	דָּנָה	בָּנָה	שָׁנָה	.5
תִּינָה	מִינָה	דִּינָה	בִּינָה	שִׁינָה	.6
אָתִי	אָצִי	אָמִי	אָדִי	אָשִׁי	.7

**Cool Hebrew Words**  
 man = אִישׁ  
 ground, soil = אֲדָמָה



- |    |          |         |           |          |          |
|----|----------|---------|-----------|----------|----------|
| 1. | דָּנִי   | גָּדִי  | מָתִי     | גָּבִי   | תָּמִי   |
| 2. | תִּישׁ   | צִיָּה  | צִיד      | מִיָּה   | דִּיג    |
| 3. | גָּמִישׁ | אָמִיד  | אָדִישׁ   | תָּמִיד  | גָּדִישׁ |
| 4. | שָׁגִית  | גָּנִית | הָגִית    | שָׁנִית  | בָּנִית  |
| 5. | אָדָּמָה | אָמָתִי | אָדִישָׁה | אָגָּדָה | אָמִידָה |
| 6. | אָצִיג   | יָצִיג  | הָצִיג    | נָצִיג   | הָצָגָה  |
| 7. | אָגִיד   | יָגִיד  | הָגִיד    | נָגִיד   | הָגָדָה  |

### Cool Hebrew Words

a tallit fringe = צִיָּת

year = שָׁנָה




# Lesson 5

**KEY WORDS:** יָד אֲנִי

Practice writing the letter Yud. Notice how small the Yud is.



Practice writing the letter Nun.



Fill in the four letters that appear on dreidels used outside of Israel.



These letters stand for: "A Big Miracle Happened There."

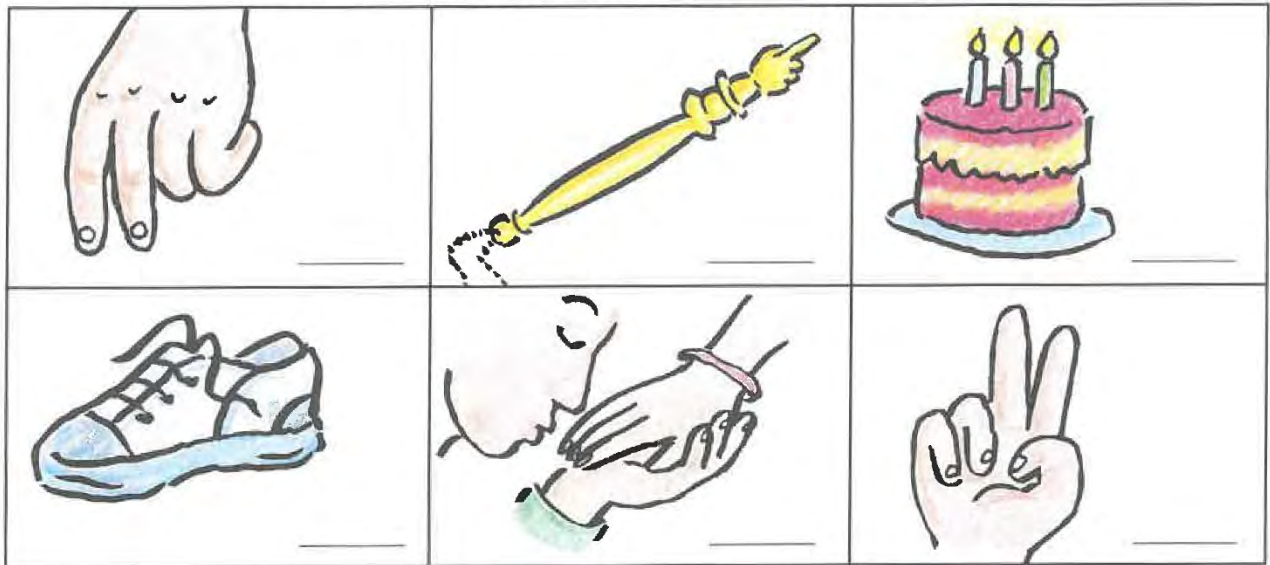
Circle each Nun letter in the box below.



# Lesson 5

KEY WORDS: יָד אֲנִי

Write the Key Word יָד next to each correct picture.



In each line below, cross out the word that you think does not belong.

Hint: Pay attention to the meaning of the words.

Example:

מִצָּה    ~~אִמָּא~~    הַגְּדָה

1. יָד    מִצָּה    בְּנֵנָה

2. שַׁבָּת    דָּג    אֲנִי

3. הַגְּדָה    אִמָּא    אֲנִי



# Lesson 5

## KEY WORDS: אָנִי יָד

Does the letter ׳ make a consonant sound or a vowel sound in the words below? Put a check in the correct column.

Two examples have been done for you.

׳ is a vowel	׳ is a consonant	
✓		אָנִי 1
	✓	יָד 2
		אִישׁ 3
		דָּנִי 4
		מִיד 5
		מִי 6
		צִיצִית 7
		מִידָה 8
		בֵּית 9
		דִּינָה 10
		דָּיג 11
		יְבֻשָּׁה 12

אָנִי דָּנִי

אָנִי מִיָּה



# Lesson 5

**KEY WORDS:** אֵיךְ אֵיךְ

Circle all the Hebrew letters on each line that sound the same as the sound on the right.

ג	ד	ד	י	ד	D
ת	ד	ה	ט	ת	T
ג	נ	ד	ג	י	G
ת	א	א	ט	ג	TS
י	נ	ג	ט	נ	N
נ	ט	ת	ט	ה	B
ש	ת	ש	נ	ש	SH
י	י	ה	י	ד	Y
ט	ט	י	ט	נ	M
נ	ה	ד	ת	ה	H
א	א	א	א	א	A



# Lesson 5

**KEY WORDS:** אָנִי יָד

**New Vocabulary**  
 who (is)? = מִי?


Circle the picture that best answers each question.

מִי דָנִי?	מִי אִמָּא?	מִי אָבא?
		

מִי אָבא? מִי אִמָּא? מִי דָנִי?

Answer the questions above by filling in what each person would reply.

Use the words in the answer box below.



**Answer Box**  
 אָנִי אָבא      אָנִי אִמָּא      אָנִי דָנִי

# Lesson 5

KEY WORDS: אָנִי יָד

## New Vocabulary



= בֵּית

in the = בְּ

in the house = בְּבֵית

Read the Hebrew under each picture. Then complete each picture.



אָנִי בְּבֵית



אָבֵא בְּבֵית



אִמָּא בְּבֵית



הַבֵּית

Circle the correct answer to each question.

מִי בְּבֵית?

דָּנִי בְּבֵית

אָבֵא בְּבֵית

אִמָּא בְּבֵית



מִי בְּבֵית?

אָבֵא בְּבֵית

אִמָּא בְּבֵית

דָּנִי בְּבֵית



מִי בְּבֵית?

אִמָּא בְּבֵית

אָבֵא בְּבֵית

אָנִי בְּבֵית





# Lesson 5

## KEY WORDS:

אָנִי יָד

PREPARE for PRAYER



Once you have finished the *Time to Read Hebrew* workbooks, you will be ready to read the Siddur (prayer book). You can read quite a few words from the Hebrew prayer book now. On “Prepare for Prayer” pages, you will get extra practice with the kinds of words that are in the Siddur.

### GO UP TO THE בִּימָה

Start in the lower right-hand corner and read all the words in each stair to a partner. If you make a mistake, start over again. Keep trying until you can climb all the way up to the בִּימָה without making a mistake.



## Lesson 6

### KEY WORDS:

קדוש יין



### New Letters:

Koof

ק

Final Nun

ן

### New Vowels:

ו has the sound of “oo” as in “boo.”

### New Combination:

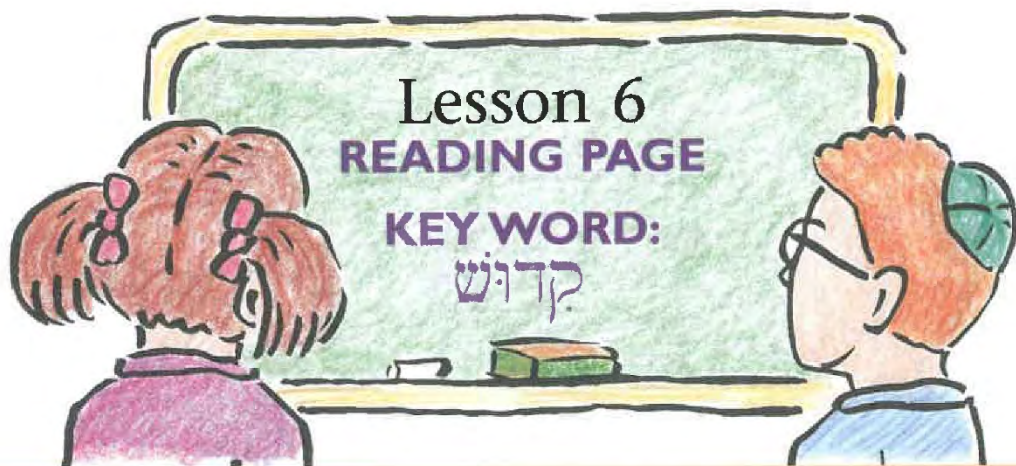
וו has the sound of “ooey.”

On **שבת** and holidays, we lift up a cup of **יין** and say the **קדוש** blessing to make the day special. Long ago, **קדוש** was said only at home before the meal. Later, we began to say the blessing over **יין** during the Friday evening service. Why? Because travelers often stayed in the synagogue for **שבת** and ate their meals there. Joining them for **קדוש** was one way the community welcomed its visitors.

Because **יין** cost a lot of money, one cup was shared by all. This custom is still followed in many homes today.







1. קי אב בן צו הוא

2. נו דו יו גו מו

3. אנו קדו הו קדו קדו

4. קומי שוקי נומי מוקי קוצי

5. צוד יוד גוש דוג תוש

6. נצוד ציוד דגוש אדוג נתוש

7. יקומו יצומו קנינו יציו יגידו

**Cool Hebrew Words**

marketplace = שוק



יָן	קָן	גָן	מָן	נָן	.1
יִין	קִין	גִין	מִין	נִין	.2
צִיון	תִקוּן	נִגוּן	אִמוּן	שִנוּן	.3
מִיון	שִקוּן	תִגוּן	תִמוּן	גִנוּן	.4
אֲשִינּוֹת	אֲגִידָה	אֲנִינּוֹת	אֲגִידָה	אֲמַתִי	.5
גִנוּי	מִצוּי	שִנוּי	נִקוּי	מִנוּי	.6
נִדוּן	דִיוּן	דִין	דָן	דִין	.7

**Cool Hebrew Words**

garden = גָן



# Lesson 6

KEY WORDS: קדוש יין

Notice that the final Nun drops below the line. ך

Remember! A Nun that is not final looks like this: ך

Practice writing the name of the letter.



Practice writing the letter Koof.



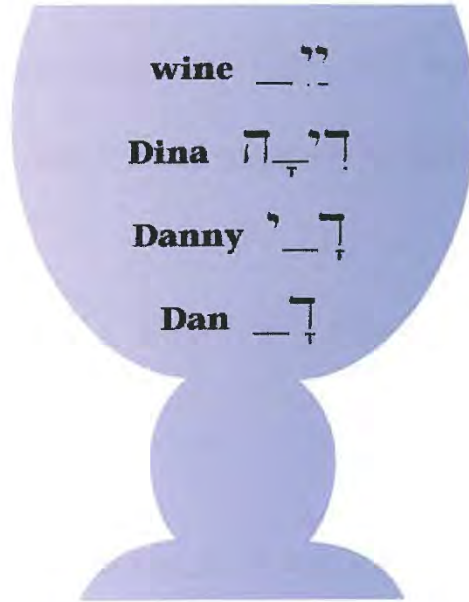
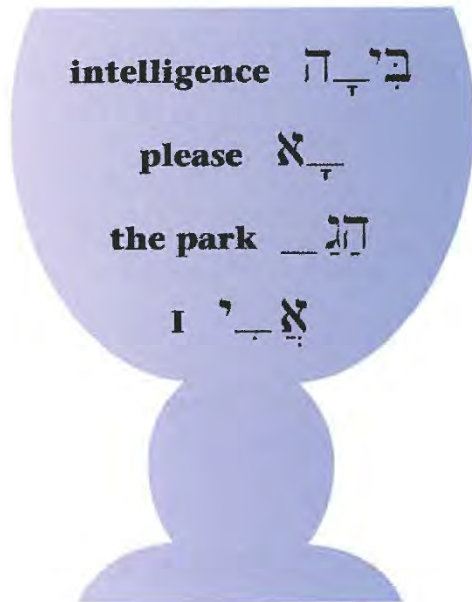
Circle every cup that contains the sound of the letter K.



# Lesson 6

**KEY WORDS:** קדוש יין

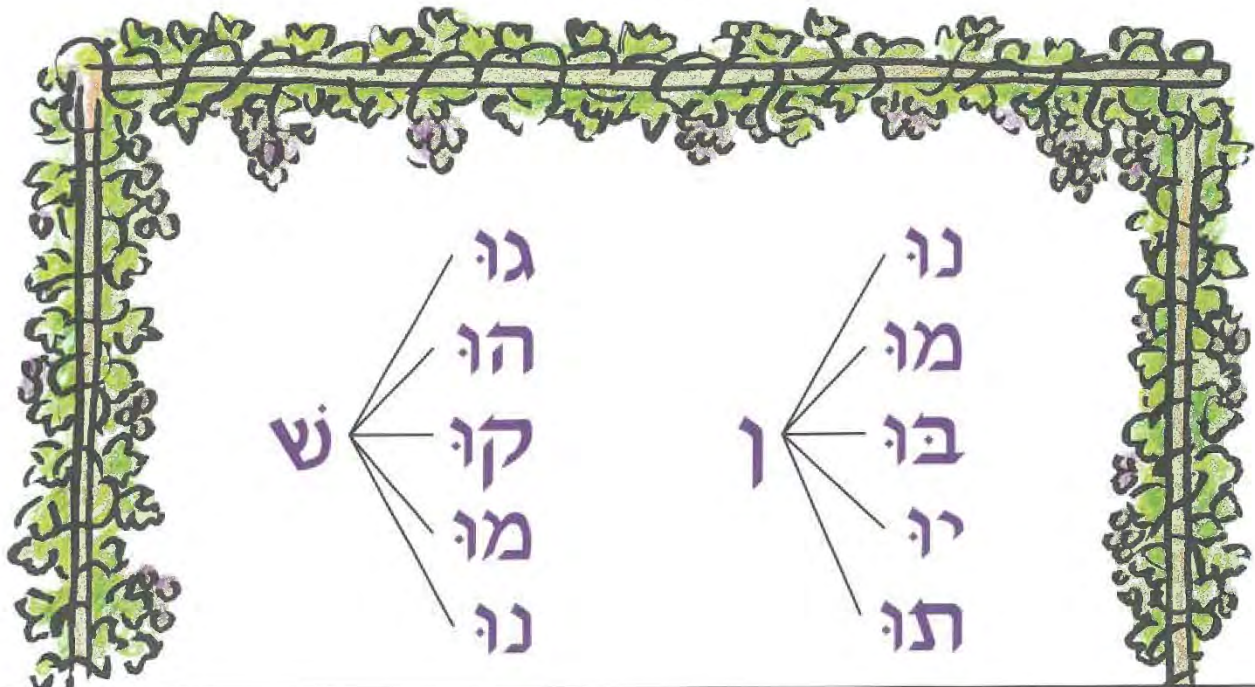
Write the correct Nun in the following words.



This Nun appears only at the end of a word: \_\_\_\_\_

This Nun appears at the start or middle of a word: \_\_\_\_\_

Read the combinations below.
















# Lesson 6

KEY WORDS: קדוש ?? זין

New Vocabulary  
what (is)? = מַה?

מִי? or מַה?

Fill in the blanks with the best question word.  
Look back to page 33 if you need help.

 _____	 _____	 מַה
 _____	 _____	 _____
 _____	 _____	 _____



# Lesson 6

## KEY WORDS:

קְדוּשׁ יְיָ

PREPARE for PRAYER



### FOUR IN A ROW

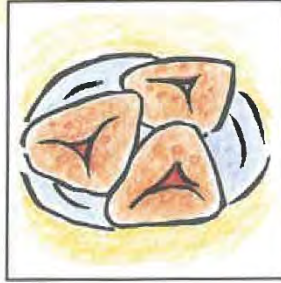
Play this game with partners or class teams. One person or team is "X," the other is "O." Take turns reading the Hebrew in any box below. If you read correctly, mark the box with your X or O. The first to get four boxes in a straight line (up, down, or sideways) is the winner.

מִתָּן	נָתַן	דָּמָן	הָמָן	יְיָ
הֵהוּא	הוּא	הַשָּׁנָה	בַּשָּׁנָה	שָׁנָה
בָּאוּ	אָתְנוּ	תָּמוּ	בָּנוּ	אָנוּ
קְדִישָׁא	קְדִישׁ	קוּמָה	קוּמִי	קָמוּ
יְגִידוּ	יְגִיד	הִדִּין	בִּדִין	דִּין
בְּצִצִית	הַצְדִּיק	מְאֲמִין	וּמִין	מִן
אֵין	הֵיוּ	בָּיָן	מֵיָן	הֵיָן

## Lesson 7

### KEY WORD:

פּוּרִים



### New Letters:

Pey

פּ

Resh

ר

Final Mem

ם

People often flip a coin or draw names out of a hat to make choices. Picking names is one way of “drawing lots.”

The name of one of our happiest holidays comes from drawing lots or numbers. The Hebrew word פּוּרִים means “lots.” How did this holiday get its name? The Megillah tells us that Haman drew פּוּרִים to pick a date to kill all the Jews of Persia. That date was the 14th of Adar. But we all know that it was Haman who had lots of trouble on that day!







1. פּ פּוּ פּוּר פּוּרִי פּוּרִים פּוּרִים
2. קַר קַרֵּן קַרֵּן קַרֵּן קַרֵּן קַרֵּן
3. פּוּנָה פּוּנָה פּוּנָה פּוּנָה פּוּנָה פּוּנָה
4. פּוּנָה פּוּנָה פּוּנָה פּוּנָה פּוּנָה פּוּנָה
5. פּוּנָה פּוּנָה פּוּנָה פּוּנָה פּוּנָה פּוּנָה
6. אֶרֶץ אֶרֶץ אֶרֶץ אֶרֶץ אֶרֶץ אֶרֶץ
7. מֵאֲמִין מֵאֲמִין מֵאֲמִין מֵאֲמִין מֵאֲמִין מֵאֲמִין

### Cool Hebrew Words

Adar, the Hebrew month in which Purim comes = אֶרֶץ



1. אַם קָם בּוֹם גַּם צִים
2. נָדַם פָּדַן אָגַם דָּגַן קָדַם
3. רָשׁוּם הָמוּם רָקוּם פָּגוּם פָּרוּם
4. רַבִּים קָצִין אִירָן קָמִים רַבִּין
5. בִּיּוּם מְקוּם קִיּוּם קְדוּם אִיּוּם
6. גַּפִּים יְדִים שְׁנִים קַבִּים אַפִּים
7. יָרַד יָרוּד יָרִיד רָדָה דָּר

### Cool Hebrew Words

face = פָּנִים


Adam, the first human = אָדָם



# Lesson 7

KEY WORD: פורים

Practice writing the letter Pey.



Practice writing the letter Resh.



Practice writing both forms of the Mem.



Fill in the correct Mem:

Get up!

קו\_

Water

י\_

Boy's name

ר\_

Purim

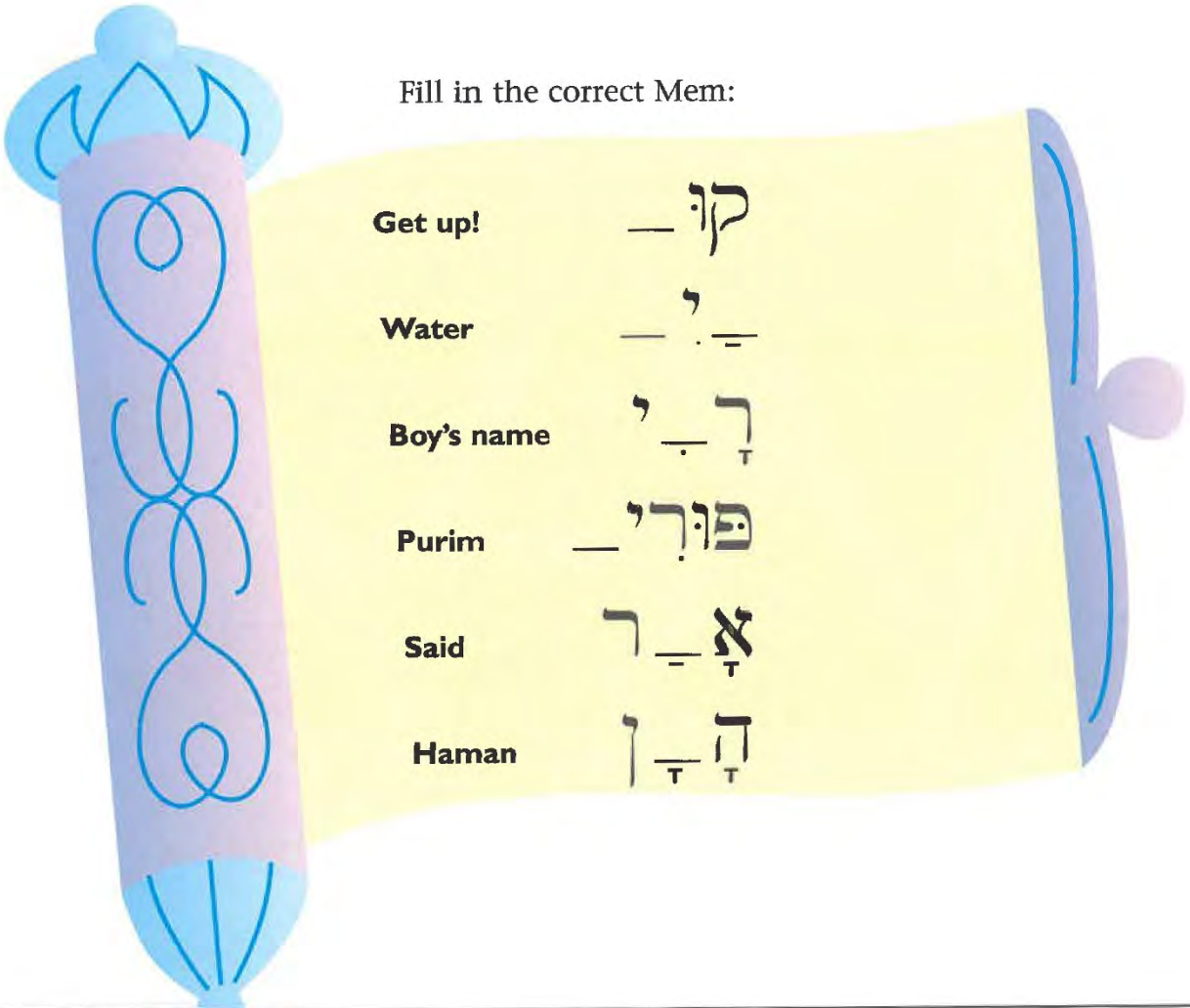
פּוּרִים\_

Said

אָר\_

Haman

הָמָן\_



# Lesson 7


**KEY WORD:** פּוֹרִים

## New Vocabulary


רַבִּי =



Circle all the letters that have the sound of the letter P.



“Eat” the hamantaschen that **do not** contain the sound of the letter R by crossing them out. Copy over the rest of the words on the line below to answer the question.



What is Rami's costume?

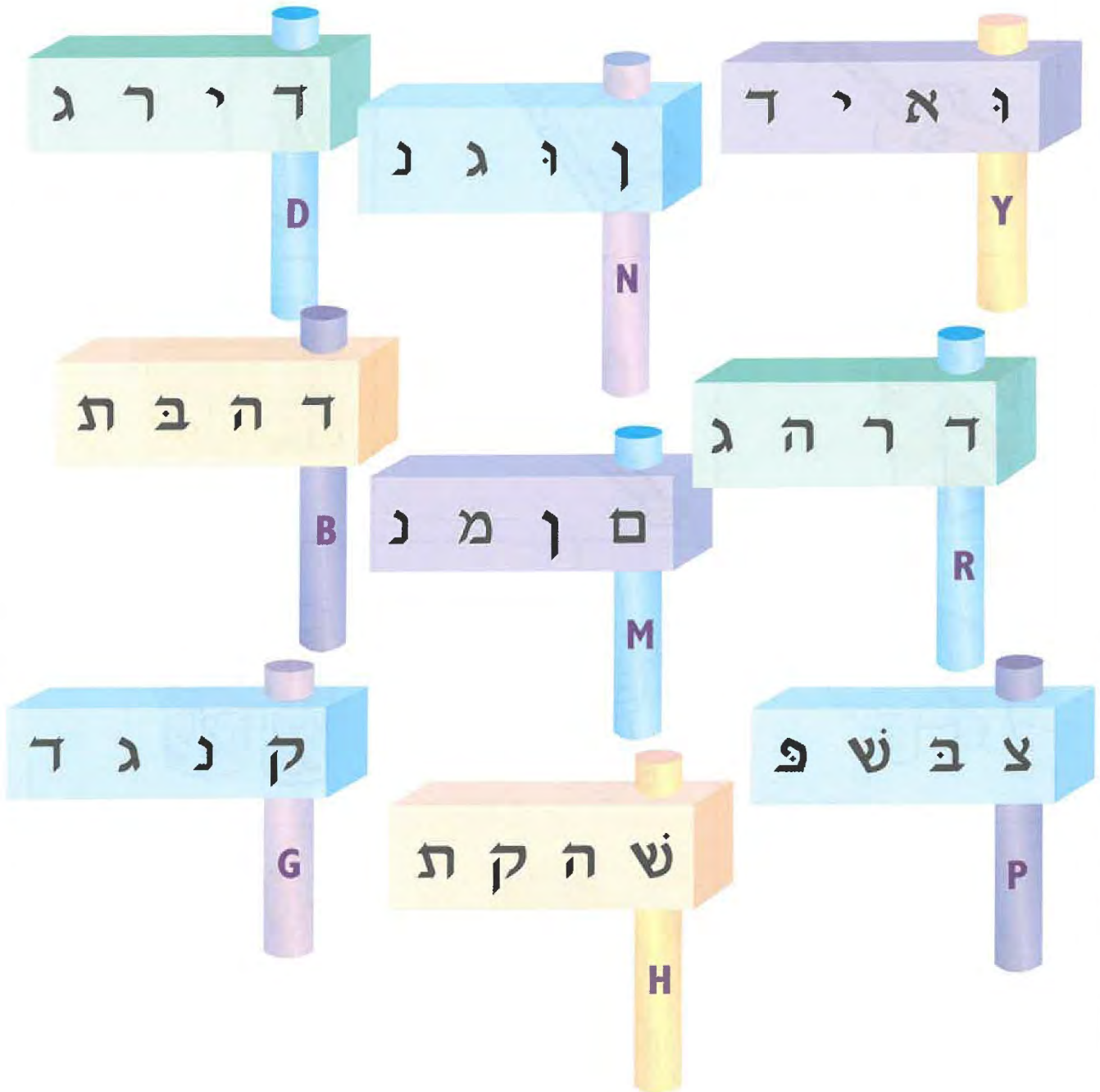
\_\_\_\_\_



# Lesson 7

KEY WORD: פורים

In each gragger below, circle every Hebrew letter that matches the English sound-alike.















# Lesson 7

**KEY WORD:** פורים

The names for the objects below are the same in Hebrew and English.

With which Hebrew letter does each object begin?

 _____	 _____	 _____
 _____	 _____	 _____
 _____	 _____	 _____
 _____	 _____	 _____



# Lesson 7

**KEY WORD:** פּוֹרִים


## New Vocabulary



Circle the word or sentence that matches each picture.



דג במים  
פורים בבית  
זין פִּיד



אמא  
מים  
זין



דג  
גיר  
יד

Make the question and answer describe the picture.  
Fill in each blank with the correct word from the word box.

1. מה פִּיד? \_\_\_\_\_ פִּיד.



2. מי בבית? אבא \_\_\_\_\_.



3. מה במים? \_\_\_\_\_ במים.



4. פִּיד? גיר פִּיד.



5. בבית? רות בבית.



### Word Box

בבית

מה

מי

דג

פיצה

# Lesson 7

**KEY WORD:** פּוּרִים

רוּת: אֲנִי דֶג.  
דָּן: אֲנִי הֶמֶן.  
רָמִי: אֲנִי רַבִּי. בּוּ הֶמֶן!

Write what each child says in the balloon.  
Write the children's Hebrew names below their pictures.

\_\_\_\_\_

\_\_\_\_\_

\_\_\_\_\_ אֲנִי



\_\_\_\_\_

The children are in costume because it is \_\_\_\_\_.



# Lesson 7

KEY WORD: פּוֹרִים

PREPARE for PRAYER



רָם	פָּר	יָם	הָר	דָּם	.1
רָמִים	פָּרִים	יָמִים	הָרִים	דָּמִים	.2
בָּנִים	פְּנִים	בֵּימִים	נָשִׁים	קָמִים	.3
בָּרָא	פָּנָה	רָצָה	רָאָה	קָרָא	.4
בָּרָאתִי	פָּנִיתִי	רָצִיתִי	רָאִיתִי	קָרָאתִי	.5
בָּרָאת	פָּנִית	רָצִית	רָאִית	קָרָאת	.6
בָּרָאנוּ	פָּנִינוּ	רָצִינוּ	רָאִינוּ	קָרָאנוּ	.7

### Cool Hebrew Words

call out, read = קָרָא



Look closely at the first word in lines 4 to 7. Each of these words is like the word קָרָא (call out or read).

How are the two meanings of קָרָא related? Long ago, reading was always something that was done out loud.

## Lesson 8

KEY WORD:

חלה



New Letters:

Chet ח

(ch as in Chanukah)

Lamed ל

ת = ת

On **שבת** and holidays, the **חלה** is blessed after **קדוש** is said. It is a custom to keep the **חלה** covered until we recite the blessing over the wine. Why? So that the **חלה** will not feel bad that we are saying the blessing for the **יין** first. If we care for the feelings of an object, how much more should we care about the feelings of family, friends, and guests!







- |        |       |        |       |       |    |
|--------|-------|--------|-------|-------|----|
| חש     | אח    | חג     | פח    | חם    | .1 |
| חוש    | אחר   | חוג    | פחד   | חום   | .2 |
| נחוש   | אחים  | יחוג   | פרח   | רחום  | .3 |
| תקום   | לקום  | תלוש   | תלול  | לצום  | .4 |
| חלול   | לחות  | לחוש   | מחול  | חלוד  | .5 |
| חציצה  | חתימה | חקירה  | חלוקה | חלודה | .6 |
| תפוחים | חתירה | חמימות | חגיגה | חמיצה | .7 |

**Cool Hebrew Words**

life = חיים

wedding canopy = חופה

# Lesson 8

**KEY WORD:** חלה

Practice writing the letter Chet.



Practice writing the letter Lamed.









Practice writing the Key Word from this lesson.



The words for the objects below are the same in Hebrew and English.

Write the first Hebrew letter of each word on the correct line.

	_____
	_____
	_____
	_____
	_____
	_____



# Lesson 8

KEY WORD: חֲלָה

In each oval, cross out the words or pictures that do not belong.

חֲלָה

מִצָּה

Passover

חֲלָה

קִדּוּשׁ

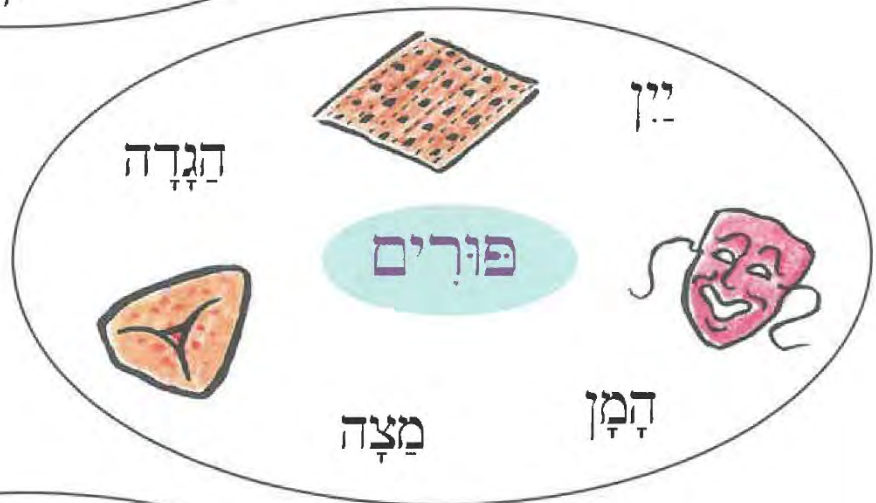


חֲלָה

פּוֹרִים

חֲמֵן

מִצָּה



חֲלָה

קִדּוּשׁ

שַׁבָּת

חֲלָה

גִּיר

דָּג




# Lesson 8

## KEY WORD: חֵלָה

Fill in the blanks with  
אָנִי אֶתְּהָ מִי  
or the person's name.

### New Vocabulary

you (m.) = אַתָּה





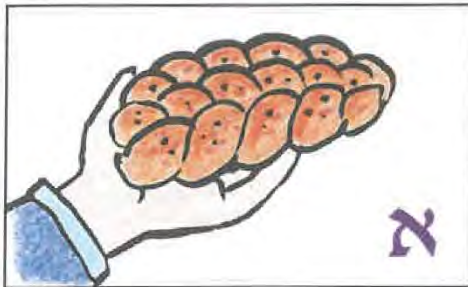
# Lesson 8

KEY WORD: חֲלָה

## New Vocabulary

under = תַּחַת

Write the correct letter next to the matching question and answer.



1. מה תַּחַת הַיָּד?  
דג תַּחַת הַיָּד.

2. מה תַּחַת הַהַגָּדָה?  
מִצָּה תַּחַת הַהַגָּדָה.

3. מה תַּחַת הַגִּיר?  
יָד תַּחַת הַגִּיר.

4. מִי בַמַּיִם?  
אָבָא בַמַּיִם.

5. מה תַּחַת הַחֲלָה?  
יָד תַּחַת הַחֲלָה.

# Lesson 8

## “A Wedding” חתונה

### New Vocabulary

חתול = 



חתולה



חתול



אריק פחת חופה.



אריק חתול. חנה חתולה.



החתונה: אריק, רבי, חנה.



חנה פחת חופה.



# Lesson 8

KEY WORD: חֶלֶה

PREPARE for PRAYER



לִּי	לָהּ	לָנוּ	לְבִי	לְבָבְךָ	.1
שָׁחַר	אַחַר	צָחַר	בָּחַר	מָחַר	.2
מִצִּיל	וּמִצִּיל	מִצִּילָהּ	הַצִּילָהּ	הַצִּיל	.3
אַחַת	אַחִיד	יַחַד	יַחִיד	יַחִיד	.4
גָּלָהּ	גָּלוּי	בְּגָלוּי	גָּלוּיִים	גָּלוּלִים	.5
חַם	חֶמֶה	חֹם	חֶמוֹם	חֶמוֹם	.6
רַחֲמָן	הַרַחֲמָן	רַחֹם	הַרַחֹם	רַחֲמִים	.7

### Cool Hebrew Words

Mercy, Compassion = רַחֲמִים

The Merciful One = הַרַחֲמָן

In the Siddur, God is often called הַרַחֲמָן because God has lots of רַחֲמִים (mercy). This means that if you do something wrong, God will give you a second chance.

## Lesson 9

### KEY WORDS:

מְצוּהָ הַבְּדֵלָה



### New Letters:

Vav ו

Vet ב

### New Vowels:

□ □ □ silent, ends the syllable

On Saturday night, we say good-bye to the holy day of שְׁבֵת by saying four blessings. This short service is called הַבְּדֵלָה (separation). During the service, we use all five of our senses. We hear the blessings, smell sweet spices, and taste wine. We see the flame of a braided candle and feel its heat on our fingers.

It is a מְצוּהָ (commandment) to make שְׁבֵת special. It is also a מְצוּהָ to join in a הַבְּדֵלָה service. Every מְצוּהָ brings us closer to God. Every מְצוּהָ makes us a partner with God in fixing the world.







The first six lines each contain one word written three ways. Reading them will help you know just how the **◌◌◌** (the new silent vowel) works.

- |             |             |             |    |
|-------------|-------------|-------------|----|
| יְלֻדָּה    | יְלֻדָּה    | יְלֻדָּה    | .1 |
| פְּתֻחָה    | פְּתֻחָה    | פְּתֻחָה    | .2 |
| פְּתֻחָה    | פְּתֻחָה    | פְּתֻחָה    | .3 |
| מְקֻדָּשׁ   | מְקֻדָּשׁ   | מְקֻדָּשׁ   | .4 |
| נְקֻדֵּי־שׁ | נְקֻדֵּי־שׁ | נְקֻדֵּי־שׁ | .5 |
| נְתֻנּוּ    | נְתֻנּוּ    | נְתֻנּוּ    | .6 |
| לְמֻדָּנוּ  | לְמֻדָּנוּ  | לְמֻדָּנוּ  | .7 |
| שְׁמֻרָנוּ  | שְׁמֻרָנוּ  | שְׁמֻרָנוּ  | .8 |
| גְּמֻרָנוּ  | גְּמֻרָנוּ  | גְּמֻרָנוּ  | .9 |

### Cool Hebrew Words

Egypt = מִצְרַיִם



בַּ = יוּ (at the end of a word)

- |    |           |          |           |            |             |
|----|-----------|----------|-----------|------------|-------------|
| 1. | אב        | רב       | צב        | קו         | שוב         |
| 2. | וּ        | וּלד     | צו        | קב         | שובי        |
| 3. | אבל       | אִויר    | צבא       | צבור       | צואר        |
| 4. | וּדי      | וּדאות   | וּרִיד    | וּתיק      | וּדוי       |
| 5. | שְׁלוּה   | תְּקוּה  | קוּפּה    | נְבֵרָא    | וִיקְרָא    |
| 6. | מְבַדִּיל | מְצוֹת   | אַהֲבַת   | אַהֲבַתִּי | אַהֲבַתְנוּ |
| 7. | בְּנֵיו   | רְגְלָיו | רְחֻמָּיו | תְּחַתָּיו | צַדִּיקָיו  |

### Cool Hebrew Words

we = אֲנַחְנוּ

"The Hope" (Israel's national anthem) = תְּקוּהָ



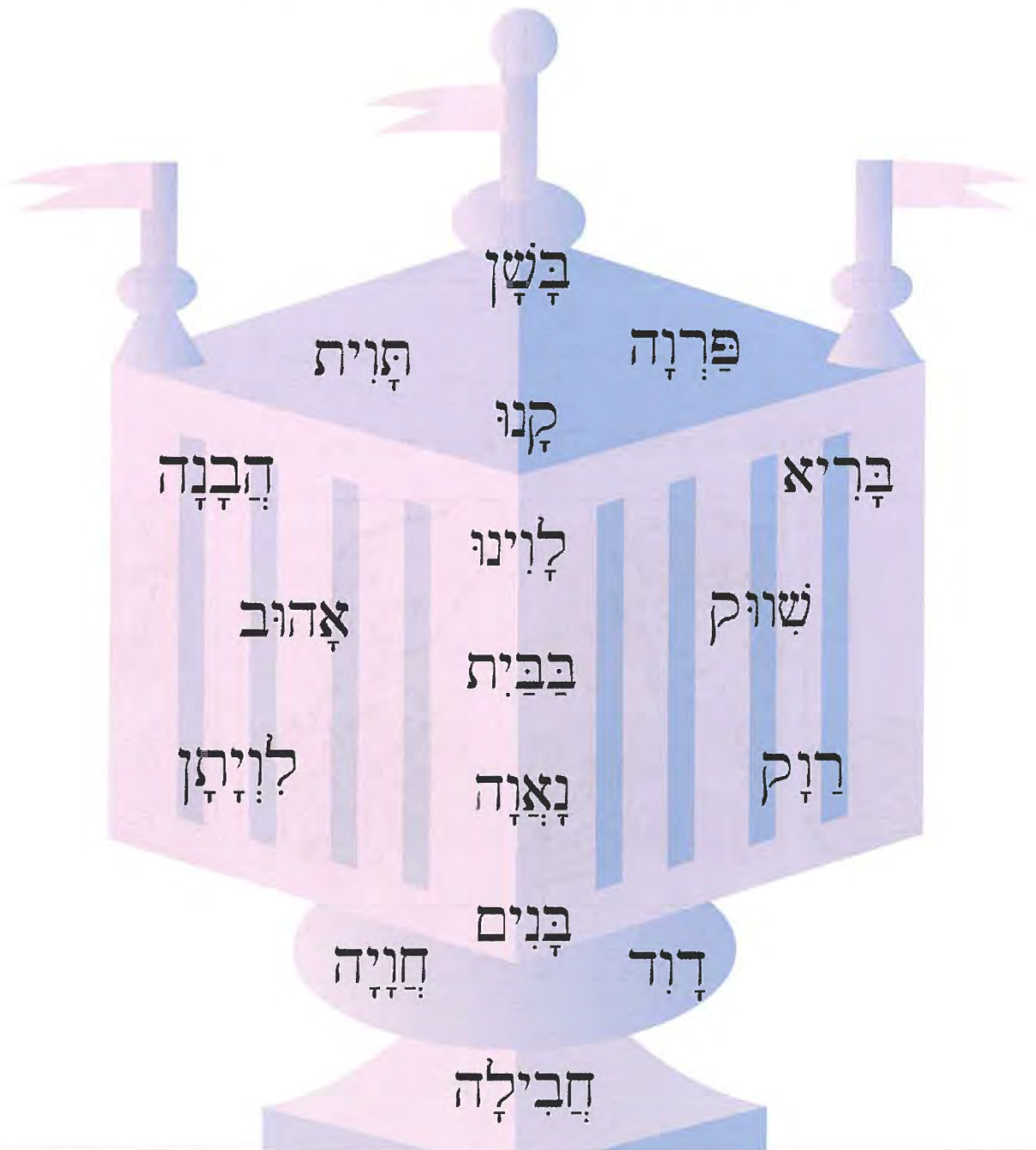
# Lesson 9

KEY WORDS: מְצוּהָ הַבְדְּלָה

Practice writing the two letters that have the V sound.

..... ב ו


Circle every letter that makes the V sound.



# Lesson 9

KEY WORDS: מְצוּהָהּ הַבְּדִלָּה

Write the Key Word הַבְּדִלָּה under the correct pictures.



\_\_\_\_\_ 4

\_\_\_\_\_ 3

\_\_\_\_\_ 2

\_\_\_\_\_ 1

Write the Key Word מְצוּהָהּ under the correct pictures.



\_\_\_\_\_ 4

\_\_\_\_\_ 3

\_\_\_\_\_ 2

\_\_\_\_\_ 1



# Lesson 9

## KEY WORDS: מְצוּהָ, הַבְּדֵלָה

Color the spaces with a **V** sound **violet** (or blue).

Color the spaces with an **R** sound **red**.

Color the spaces with a **Y** sound **yellow**.

Color the spaces with an **N** sound **green**.

הוא    ה    הבו    א    בו    ו    בם    שם

ד    חלה    ש    צנה    ב    חנה    ג    חם

פור    תקנה    אב    צמוד

קר    פג    חד    פגוש    דק

מר    הוא    חלוד    ים    יד    לול

שרה    גם    לחם    יקומו    יצא    פקד    גמד

דג    דהה    נא    בלגן

קבלה    יולי    צד    מנה    חג

חלל    אגם    מדה    אמן    מקדש    גן

# Lesson 9

## KEY WORDS: הַבְּדֵלָה מְצוּהָ

Braid the הַבְּדֵלָה candle. Connect the syllables to make Hebrew words that are also used in English. Use the clues on the right.



Hungarian (a language)

lunch outdoors

separation

for your hair

a commandment

the first Jew

his mother laughed

ten Jews praying

an "ice" house

a spring month



# Lesson 9

**KEY WORDS:** מְצוּהָהּ הַבְּדֻלָּהּ

## New Vocabulary

you (f.) = אַתְּ

Fill in the blanks with אַתְּ or אַתָּה or the person's name.

<p>2</p> <p>אַתְּ</p>	<p>1</p> <p>אַתָּה</p>
<p>4</p> <p>וְרֵדָה</p>	<p>3</p> <p>אַתְּ</p>
<p>6</p> <p>צָחֵק</p>	<p>5</p> <p>אוֹרִי</p>
<p>8</p>	<p>7</p>



# Lesson 9

## KEY WORDS: מצוה הבדלה



### New Vocabulary

family = משפחה

Bar Mitzvah = בר-מצוה

Bat Mitzvah = בת-מצוה

Write the letter in each picture next to its matching sentence below. (Hint: There are more sentences than pictures.)



- |                         |                         |
|-------------------------|-------------------------|
| 1. _____ דג במשפחה.     | 6. _____ משפחה במים.    |
| 2. _____ מי בבית?       | 7. _____ דוד בר-מצוה.   |
| 3. _____ אביבה בת-מצוה. | 8. _____ הגיר תחת הבית. |
| 4. _____ משפחה בבית.    | 9. _____ חלה בבית.      |
| 5. _____ אבא בבית.      | 10. _____ חלה ביד.      |



# Lesson 9

## KEY WORDS:

מִצְוָה הַבְּדִילָה

PREPARE for PRAYER



Hebrew words often come in families. Every member of a Hebrew word family has the same root. Most Hebrew roots have three letters.

Members of a Hebrew word family all share a related meaning.

Read the words in each “word family tree.”



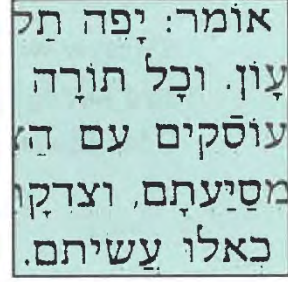
Fill in the roots of each tree with its matching three-letter root.

ב.ד.ל      א.ה.ב      ק.ו.ה

## Lesson 10

### KEY WORDS:

עִבְרִית כְּתָה



### New Letters:

Kaph כ

(silent letter) Ayin ע

All Jews share the special gift of עִבְרִית (the Hebrew language). It is the language of Torah and of prayer. עִבְרִית is also the language spoken in Israel today. By learning עִבְרִית you connect yourself to all Jews everywhere.

In Israel, you can hear more than 100 different languages spoken by Jews. But they need to speak עִבְרִית in order to work and shop and eat. The early leaders of Israel formed an Ulpan, a kind of כְּתָה for teaching עִבְרִית to new citizens. The lessons are taught using עִבְרִית only. Even children go to their own כְּתָה in the Ulpan until they know enough עִבְרִית to begin regular classes.





- |           |          |          |          |          |    |
|-----------|----------|----------|----------|----------|----|
| אָם       | עָם      | עֵם      | רַע      | עַד      | .1 |
| עָלוּב    | לָווּ    | עוֹגָה   | אָבֵל    | וְעַד    | .2 |
| מַעְגָּל  | עוֹיֵת   | קְבוּעַ  | אָבִיב   | חָשׁוּב  | .3 |
| צְבָרִית  | חֲבִילָה | צְבוּר   | חֲצוּבָה | צָבֵר    | .4 |
| בַּעֲלוֹת | עֲבוּר   | עוֹגֵב   | עוֹפָר   | עֵגְלָה  | .5 |
| עֲנִין    | מִבְצָע  | נִלְהָב  | מִבְצָר  | מִצְעָד  | .6 |
| צוּי      | עוֹלָה   | צִמְצוּם | לְבָלוּב | עֲבָדוֹת | .7 |

**Cool Hebrew Words**

week = שָׁבוּעַ



- |    |            |            |            |            |            |
|----|------------|------------|------------|------------|------------|
| 1. | כּוּר      | כָּאן      | כּוֹשׁ     | קָרַע      | כִּמָּה    |
| 2. | כָּבוּל    | כָּאֵב     | כִּדּוּר   | כָּבַשׁ    | כֶּעוּר    |
| 3. | עֵדִין     | עִכְבִּישׁ | עֵרִיקָה   | נֶעֱמָן    | עֵתִיקָה   |
| 4. | מִנִּין    | בְּנִין    | חֲקִין     | בְּרִקּוֹן | עֵבְרִין   |
| 5. | כִּפּוּר   | כָּתוּב    | כִּכְתוּב  | מִשְׁכָּן  | בְּרִכַּת  |
| 6. | חִבְרַתִּי | דּוּחַתִּי | עֵינַתִּי  | כּוֹנֵתִי  | צִירַתִּי  |
| 7. | הִרְצָאָה  | מִבְּרָקָה | הַשּׁוֹאָה | מִבְּרָאָה | מִצְבָּעָה |

**Cool Hebrew Words**

kippah = כִּפָּה



# Lesson 10

KEY WORDS: עֵבְרִית כְּתָבָה


Practice writing the two letters that have the K sound.



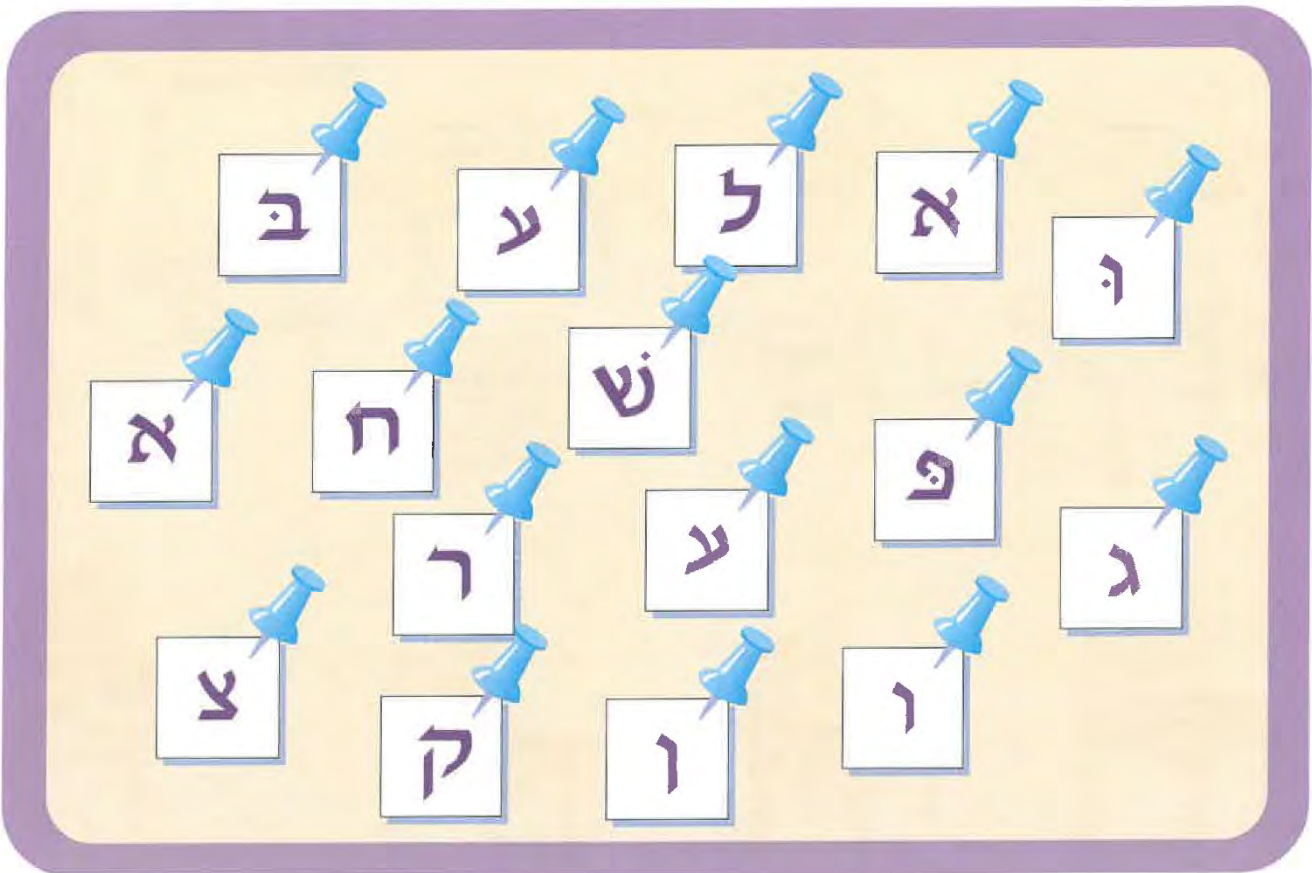
Practice writing the letter Ayin.



Practice writing the two silent letters.



Circle the silent letters in the bulletin board.



# Lesson 10

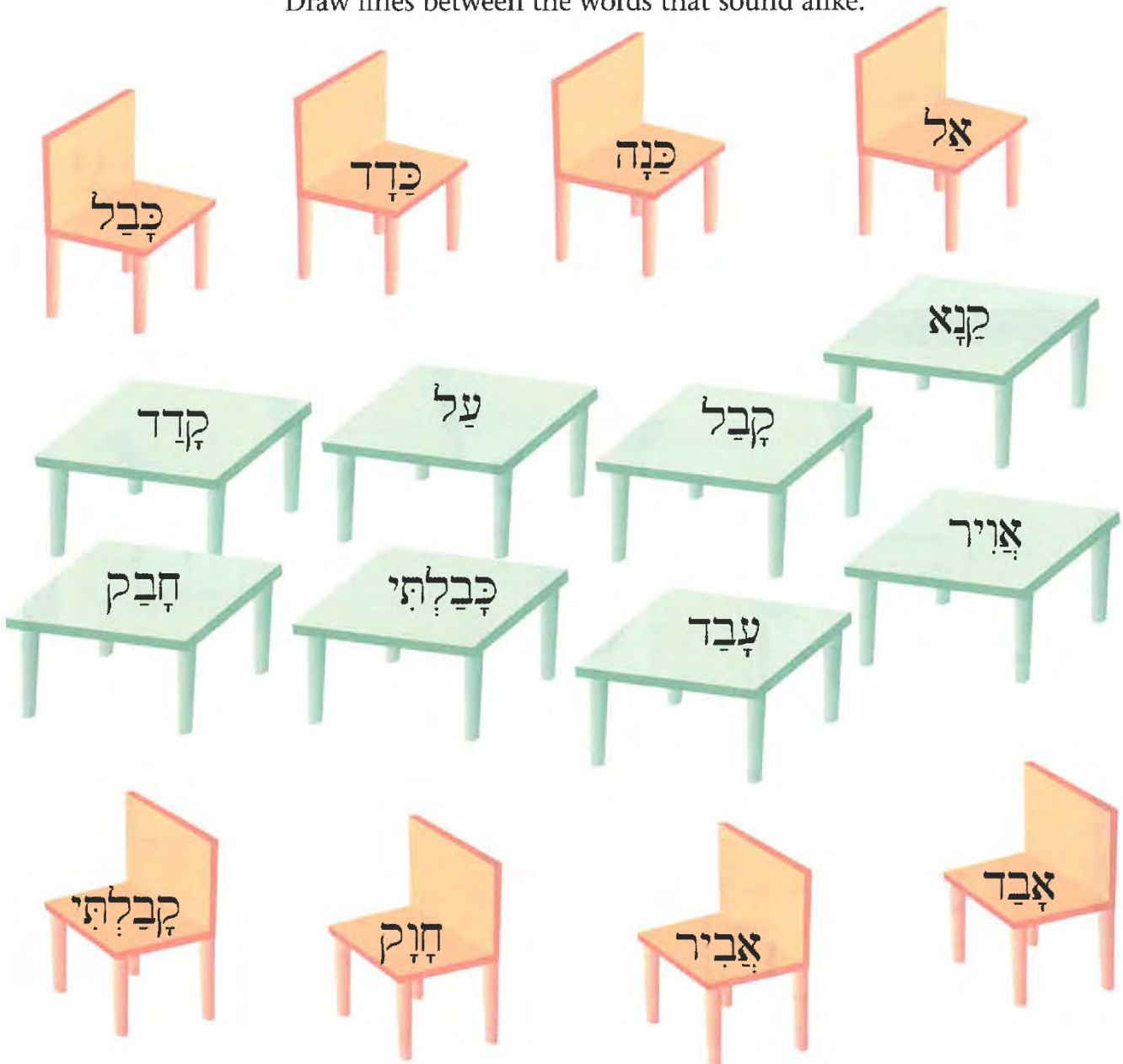
KEY WORDS: עֵבְרִית פֶּתָה

In the blank spaces write the Hebrew letters that sound the same.

\_\_\_ = א    \_\_\_ = ק    \_\_\_ = ו

Match the tables and chairs for the פֶּתָה in the Ulpan.

Draw lines between the words that sound alike.





# Lesson 10

**KEY WORDS:**  
עברית כיתה

**New Vocabulary**  
in the classroom = בכיתה  
on = על

Write על or תחת to show where the mouse is.



\_\_\_\_\_ .4      \_\_\_\_\_ .3      \_\_\_\_\_ .2      \_\_\_\_\_ .1

Write בכיתה or בבית under each object.



\_\_\_\_\_ .4      \_\_\_\_\_ .3      \_\_\_\_\_ .2      \_\_\_\_\_ .1

# Lesson 10

**KEY WORDS:**  
עברית פתח

## New Vocabulary

next to = על-יד

1. מי בפתח? \_\_\_\_\_
2. מה במים? \_\_\_\_\_
3. מה בבית? \_\_\_\_\_
4. מה בהגדה? \_\_\_\_\_
5. מי על-יד הבית? \_\_\_\_\_
6. מה ביד? \_\_\_\_\_
7. מה על-יד החלה? \_\_\_\_\_

Match these answers to the questions above.

גיר ביד.

דג במים.

זין בבית.

המשפחה על-יד הבית.

עברית בהגדה.

זין על-יד החלה.

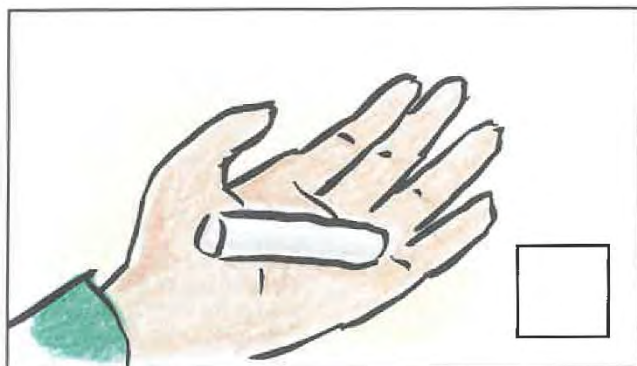

אברהם בפתח.



# Lesson 10

KEY WORDS: עֵבֶרֶת כֶּתֶב

Look at page 78 and write the line number that matches each picture.



# Lesson 10

## KEY WORDS:

עֵבֶרִית כְּתָבָה

PREPARE for PRAYER



Read the words in each "word family tree."



Fill in the roots of each tree with its matching three-letter root.

כ.ת.ב.      ע.ר.ב.      ע.מ.ד.

### Cool Hebrew Words

the standing prayer עֲמִידָה

The עֲמִידָה is one of our most important prayers.  
This prayer is said while standing.



# REVIEW PAGE

## WORD SEARCH

Find the hidden words and write them on the lines below.  
Words are written right to left or top to bottom.

א	ח	א	ה	ח	פ	ש	ח	ר	ד
ג	ה	נ	ג	ד	ג	ב	א	ש	ס
י	ח	א	ד	י	ס	ת	ה	ל	ח
ר	ט	נ	ה	י	נ	א	ב	ח	ג
ן	ש	ט	ת	א	ש	ת	ח	ת	ב
ש	י	ד	ק	י	ג	ה	ת	ט	ב
ש	ר	ק	ה	ו	א	ח	ח	ק	י
ת	י	ר	ט	ש	ו	ן	י	י	ת
ת	ס	י	ח	ח	ה	ל	ד	ב	ה

1. Sabbath \_\_\_\_\_
2. fish \_\_\_\_\_
3. mother \_\_\_\_\_
4. father \_\_\_\_\_
5. read on Passover \_\_\_\_\_
6. eat on Passover \_\_\_\_\_
7. hand \_\_\_\_\_
8. I \_\_\_\_\_
9. blessing on wine \_\_\_\_\_
10. wine \_\_\_\_\_
11. Purim \_\_\_\_\_
12. challah \_\_\_\_\_
13. commandment \_\_\_\_\_

14. Hebrew \_\_\_\_\_
15. class \_\_\_\_\_
16. who \_\_\_\_\_
17. in the house \_\_\_\_\_
18. what \_\_\_\_\_
19. water \_\_\_\_\_
20. chalk \_\_\_\_\_
21. you (m.) \_\_\_\_\_
22. under \_\_\_\_\_
23. you (f.) \_\_\_\_\_
24. family \_\_\_\_\_
25. on \_\_\_\_\_
26. separation \_\_\_\_\_

# EVALUATION

## Lessons 1-5

Lesson 5	Lesson 4	Lesson 3	Lesson 2	Lesson 1	
אֵ	צַ	אֵ	דְּ	בֵּ	.1
בִּי	מֵא	שֵׁא	תַּג	שֵׁת	.2
נְמָה	הֵשׁ	מַג	גְּד	בֵּשׁ	.3
אֲגִידָה	מְגָה	אֲד	דֵּשׁ	בֵּת	.4
הָיָה	הֵצַד	מִבָּא	בַּג	שֵׁת	.5
נְהַג	אֲצַת	אֲמַת	תַּשֵּׁד	בֵּשׁ	.6
צָיָה	שָׁהָה	דִּמַּשׁ	גְּדֵשׁ	שֵׁתָת	.7
יִמִּישׁ	תַּצַּג	גָּאֵת	דְּבַת	בֵּשֵׁת	.8
דִּינַת	שָׂאָה	אֲבַד	שָׁגַד	שֵׁתֵשׁ	.9
נִיצָה	גָּהַשׁ	תַּמַּשׁ	תַּבַּג	בֵּבַת	.10

Score

---

Date

---



# EVALUATION

## Lessons 6-10

Lesson 10	Lesson 9	Lesson 8	Lesson 7	Lesson 6	
כָּלוּא	חֹה	בְּחוּשׁ	פּוּ	קוּ	.1
עָגוּם	לָוּ	תָּמַר	תָּרַם	הֶגֶן	.2
כַּפָּרָה	בַּבַּת	צְלוּם	נָגַר	אָנוּ	.3
עֵוִית	פָּנִיו	מָחַר	גַּפִּים	יָמָה	.4
עֲבָדָה	מִדִּין	פָּגוּר	שְׁנוּי	בִּקְשָׁה	.5
נוּוֹן	חֲלָצְנוּ	לָקוּם	צְמוּק	אֵין	.6
יִשְׁכֵּיב	הֶקְדִּים	פָּנִים	אֲדָמָה	צִיּוּד	.7
עֲקִיצָה	פּוּרְקָן	לְחֹת	פָּקִיד	נִגּוּן	.8
מַעֲבָדָה	אֲוִירָה	תִּקּוּן	רְדוּם	דְּקִיק	.9
חֲכִינוּ	נִבְחַרְתִּי	הִדְחַת	בְּהִיר	דָּגֵן	.10

Score

---

Date

---

# DICTIONARY מלון Lessons 1-10

**כ**  
 \_\_\_\_\_ (10) כְּתוּבָה

**מ**  
 \_\_\_\_\_ (6) מֵהָ?

\_\_\_\_\_ (5) מִי?

\_\_\_\_\_ (7) מִים

\_\_\_\_\_ (4) מִצָּה

\_\_\_\_\_ (9) מִצְוָה

\_\_\_\_\_ (9) מְשֻׁפָּחָה

**ע**  
 \_\_\_\_\_ (10) עֲבָרִית

\_\_\_\_\_ (10) עַל

\_\_\_\_\_ (10) עַל-יָד

**פ**  
 \_\_\_\_\_ (7) פּוֹרִים

**ק**  
 \_\_\_\_\_ (6) קְדוּשׁ

**ר**  
 \_\_\_\_\_ (7) רִבִּי

**ש**  
 \_\_\_\_\_ (1) שַׁבָּת

**ת**  
 \_\_\_\_\_ (8) תַּחַת

**א**  
 \_\_\_\_\_ (3) אָבָא

\_\_\_\_\_ (3) אָמָא

\_\_\_\_\_ (5) אָנִי

\_\_\_\_\_ (9) אֶתְּ

\_\_\_\_\_ (8) אֶתְּהָ

**ב**  
 \_\_\_\_\_ (5) בְּ

\_\_\_\_\_ (5) בֵּית

\_\_\_\_\_ (9) בַּר-מִצְוָה

\_\_\_\_\_ (9) בַּת-מִצְוָה

**ג**  
 \_\_\_\_\_ (7) גִּיר

**ד**  
 \_\_\_\_\_ (2) דָּג

**ה**  
 \_\_\_\_\_ (4) הַ

\_\_\_\_\_ (9) הַבְּדֻלָּה

\_\_\_\_\_ (4) הַגָּדָה

**ח**  
 \_\_\_\_\_ (8) חֲלָה

\_\_\_\_\_ (8) חֲתוּל

**י**  
 \_\_\_\_\_ (5) יָד

\_\_\_\_\_ (6) יָיִן



Project Consultant and Hebrew Advisor: Rivka Dori

Editors: Raymond A. Zwerin  
Audrey Friedman Marcus  
Steve Brodsky


Design and illustration: Hal Aqua  
Cover illustration: Hal Aqua and Risa Towbin Aqua

Published by:  
A.R.E. Publishing, Inc.  
Millburn, New Jersey



© A.R.E. Publishing, Inc. 2002  
ISBN 10: 0-86705-074-8  
ISBN 13: 978-0-86705-074-5  
Printed in the United States of America

All rights reserved. No part of this work covered by the copyrights hereon may be reproduced or copied in any form or by any means — graphic, electronic, or mechanical, including photocopying, recording, taping, or information retrieval systems — without the written permission of the copyright owner.

 **BEHRMAN HOUSE**  
[www.behrmanhouse.com](http://www.behrmanhouse.com)

ISBN 0-86705-074-8  
50650  
  
9 780867 050745